

How to Switch to a Family Membership

New for 2025, the Lake Improvement Association is introducing a Family Membership to ensure we have an accurate count of our membership base.

In years past, many couples have either signed up individually (two memberships) or jointly (one membership representing both spouses). The problem is that our membership system is unable to count both members when signing up jointly, which makes it appear as though we have fewer members.

If you have listed both spouses under a single membership in the past, we kindly ask you to switch to a family membership, which will allow us to count both spouses as members. **Remember, there's power in numbers, and the more members we have, the stronger our collective voice as we work to improve Grand Lake at the local, state, and federal levels.**

Please take the following action based on how you've renewed your membership in the past:

<p>If both spouses sign up as individual members (2 memberships per couple)</p> <p>Example:</p> <p><i>Member 1: John Doe</i></p> <p><i>Member 2: Jane Doe</i></p>	<p>If both spouses sign up together (1 membership per couple)</p> <p>Example:</p> <p><i>Member 1: John and Jane Doe</i></p>
<p>You can continue signing up for an individual membership for each spouse</p> <p>OR</p> <p>You can switch to a family membership</p>	<p>Please switch to a family membership so we can count both members</p>

Steps to switch begin on the next page. You can also watch this video:


<https://somup.com/cZ63bsH5jQ>

If you run into any issues, please email us at webmaster@lakeimprovement.com.

Steps to Switch to a Family Membership

STEP 1: Browse to <https://lia.wildapricot.org/membership/>

Click Log In




LIA
LAKE IMPROVEMENT ASSOCIATION

Lake Improvement Association

This is the membership, donation, and event payment and management portal for the Lake Improvement Association. **Log in or register to make your payment or adjust your membership settings!** Prefer to mail your membership? [Download and print the form.](#)

Thank you for your support!


[RETURN HOME](#)



Select membership level * Mandatory fields

* Membership level **Business - \$50.00 (USD)**
Subscription period: 1 year, on: January 1st
Your membership renewal date will be: January 01, 2026
No automatically recurring payments

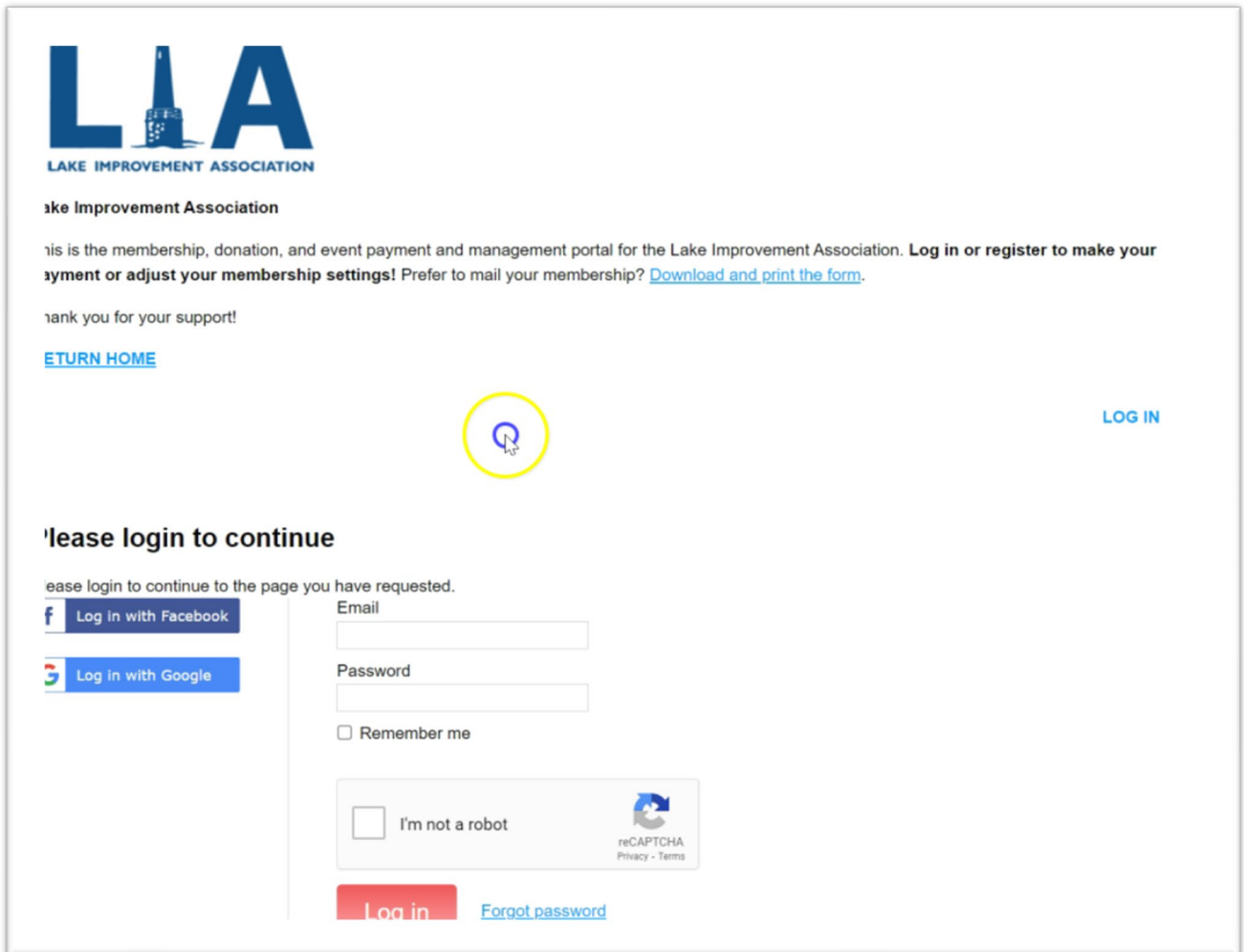
Individual - \$20.00 (USD)
Subscription period: 1 year, on: January 1st
Your membership renewal date will be: January 01, 2026
No automatically recurring payments



STEP 2: Log In

Enter your email address and password

If you don't remember your password, click "Forgot Password" to receive email instructions for resetting it




LIA
LAKE IMPROVEMENT ASSOCIATION

Lake Improvement Association

This is the membership, donation, and event payment and management portal for the Lake Improvement Association. **Log in or register to make your payment or adjust your membership settings!** Prefer to mail your membership? [Download and print the form.](#)

Thank you for your support!


[RETURN HOME](#)




[LOG IN](#)

Please login to continue

Please login to continue to the page you have requested.


 [Log in with Facebook](#)

 [Log in with Google](#)

Email

Password

Remember me

I'm not a robot 
reCAPTCHA
Privacy - Terms

[Log in](#) [Forgot password](#)

STEP 3: Change Your Membership

After you log in, you'll be taken to your profile page.

Find "Membership Level."

Click "Change."

The screenshot shows a user profile page with the following elements:

- [RETURN HOME](#) (blue link)
- [Change password](#) and [Log out](#) (blue links)
- My profile** section with an [Edit profile](#) button (red)
- Navigation links: [Profile](#), [Privacy](#), [Email subscriptions](#), [My event registrations](#), [Invoices and payments](#) (with warning icon), and [Donations](#)
- Membership details** section (pink background) containing:
 - Membership level:** Individual - \$20.00 (USD) [Change](#) (blue link, highlighted with a red box and arrow). Annotation: "Click 'Change' to switch to a Family Membership"
 - Subscription period: 1 year, on: January 1st*
 - No automatically recurring payments*
 - Membership status:** Active
 - Member since:** October 05, 2021
 - Renewal due on:** January 01, 2025
 - [Renew to January 01, 2026](#) (red button). Annotation: "Click button to stay on an individual membership"


STEP 4: Select Family Membership

Select Family Membership and click “Next.”

Change membership level

Select membership level * Mandatory fields

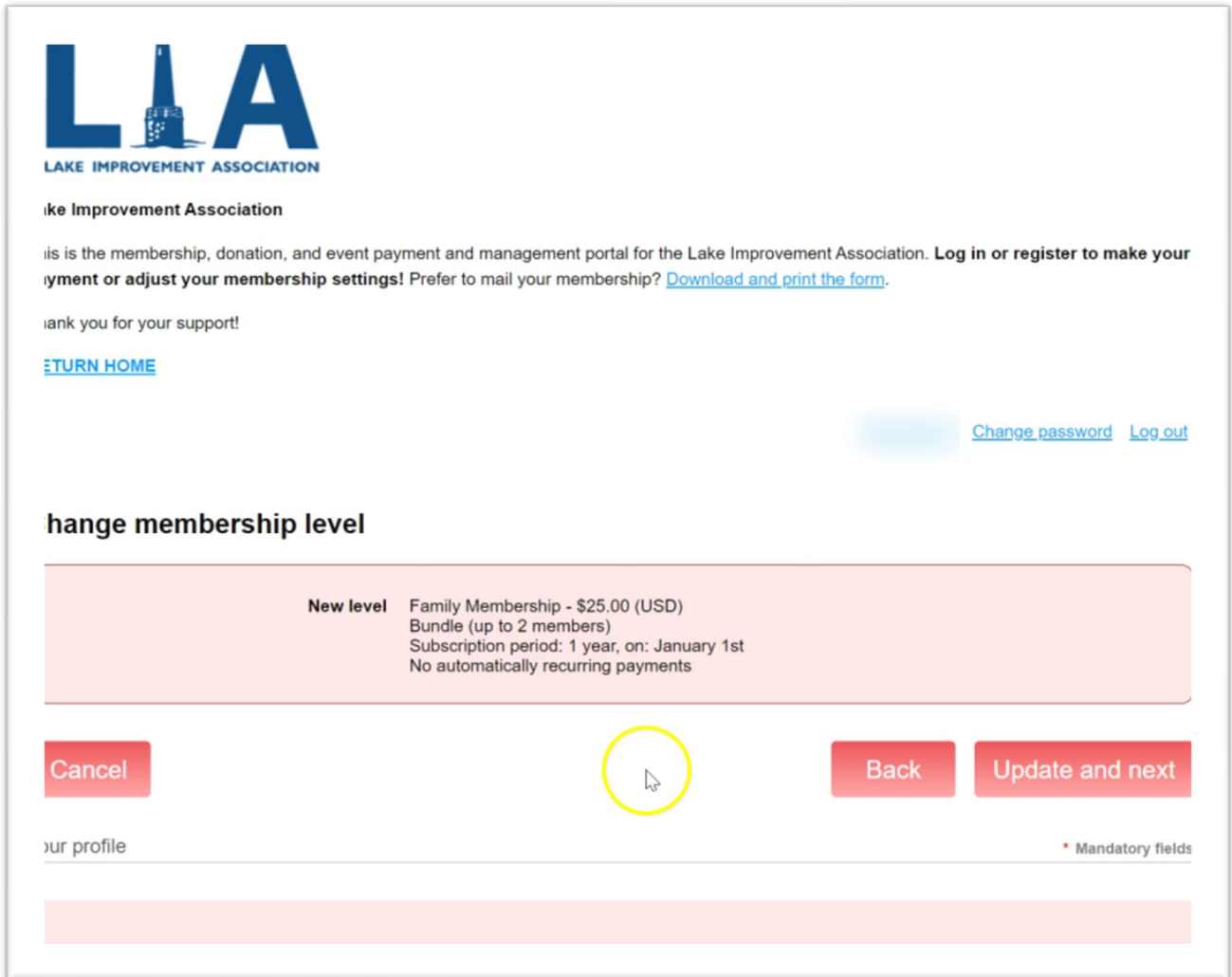
* Membership level **Family Membership - \$25.00 (USD)**
Bundle (up to 2 members)
Subscription period: 1 year, on: January 1st
No automatically recurring payments
If your membership represents more than one person, please choose a family membership. This allows us to get a more accurate membership count - remember, there's power in numbers! Note that a family membership is for people living at the same address (for example, a married couple). Family memberships get 2 votes at LIA member meetings.

 Please note: full price of the new membership term will be billed. No refund will be done. Contact your [site administrator](#) if you are expecting a refund.

Cancel**Next**

STEP 5: Update Information (if needed) and select additional donation (optional)

On the next screen, you can either click “Update and next” OR you can SCROLL DOWN to update your profile information (name, address, etc.) and select a custom additional donation amount.



LIA
LAKE IMPROVEMENT ASSOCIATION

Lake Improvement Association

This is the membership, donation, and event payment and management portal for the Lake Improvement Association. **Log in or register to make your payment or adjust your membership settings!** Prefer to mail your membership? [Download and print the form.](#)

Thank you for your support!

[RETURN HOME](#)

[Change password](#) [Log out](#)

Change membership level

New level Family Membership - \$25.00 (USD)
Bundle (up to 2 members)
Subscription period: 1 year, on: January 1st
No automatically recurring payments

[Cancel](#) [Back](#) [Update and next](#)

Your profile * Mandatory fields

SCROLL DOWN TO SELECT CUSTOM DONATION AMOUNT

Phone

Business

Address

City

State

Zip Code

Additional donation \$5 \$5.00 (USD)
 \$10 \$10.00 (USD)
 \$25 \$25.00 (USD)
 \$50 \$50.00 (USD)
 \$0 \$0.00 (USD)

Did you know? More than 60% of our members give an additional donation. Please consider an additional gift to help improve Grand Lake St. Marys. Your generosity is greatly appreciated!

Other donation amount x \$1.00 (USD) = \$0.00 (USD)
Enter a different donation amount if not selecting one of the above. Thank you!

Click "Update and next"

STEP 6: Review and Confirm

Review the change, then click “Pay online”

Change membership level





Review and confirm


New level Family Membership - \$25.00 (USD)
Bundle (up to 2 members)
Subscription period: 1 year, on: January 1st
No automatically recurring payments

New renewal date January 01, 2025

Old level Individual

Total amount **\$25.00 (USD)**



[Cancel](#) [Back](#) [Invoice me](#) [Pay online](#)

STEP 7: Submit Payment

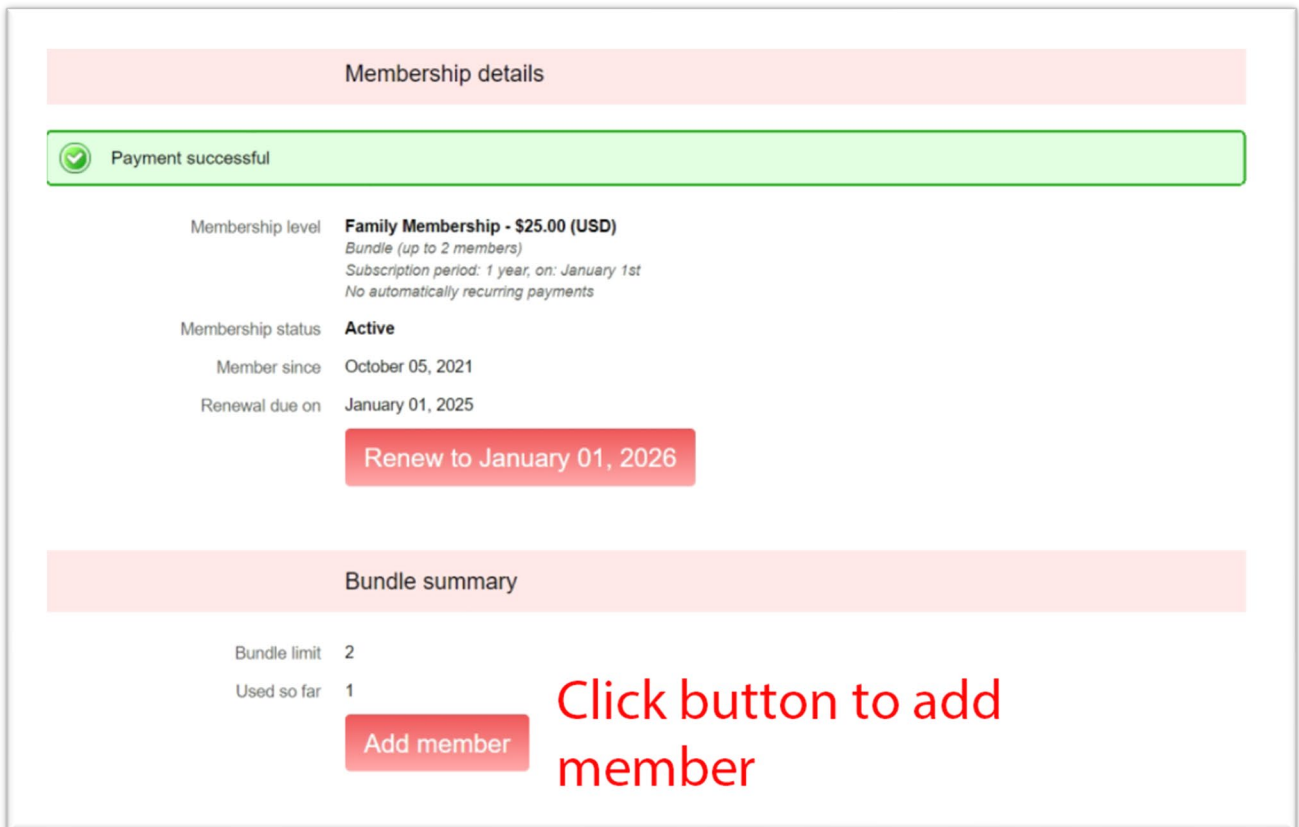
You will be redirected to PayPal to complete your payment. Follow the instructions to either login (if you have a PayPal account) or pay via credit card.

STEP 8: Add a Member

Once you've submitted payment, you'll be redirected to your profile page.

SCROLL DOWN to "Bundle Summary"

Click "Add member"



The screenshot displays a user's membership details. At the top, a pink header reads "Membership details". Below it is a green notification bar with a checkmark icon and the text "Payment successful". The membership information is as follows:

- Membership level:** Family Membership - \$25.00 (USD)
Bundle (up to 2 members)
Subscription period: 1 year, on: January 1st
No automatically recurring payments
- Membership status:** Active
- Member since:** October 05, 2021
- Renewal due on:** January 01, 2025

A red button labeled "Renew to January 01, 2026" is positioned below the renewal date. Below the membership details is another pink header labeled "Bundle summary". Under this header, the following information is shown:

- Bundle limit:** 2
- Used so far:** 1

A red button labeled "Add member" is located below the bundle summary. To the right of this button, the text "Click button to add member" is written in red.

STEP 9: Enter Member Details

Enter member name, number, and address.

IMPORTANT: Enter an email address to ensure both members receive LIA emails (event announcements, news, reports, etc.).

Please note both members can have the same phone number.

Add member to bundle * Mandatory fields

Bundle summary

Bundle limit 2
Used so far 1

* First name

* Last name

Email

* Phone

Business

* Address

* City

* State

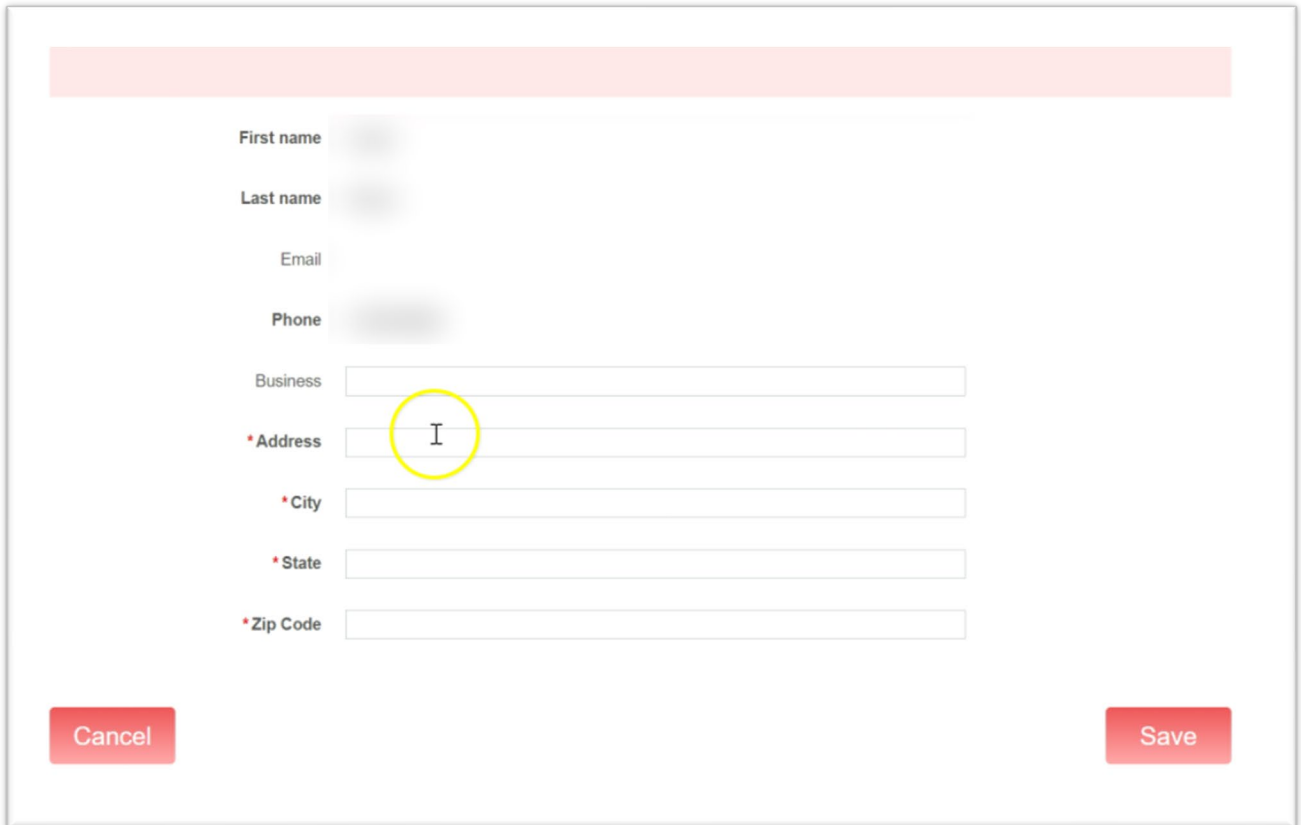
* Zip Code

STEP 10: Save Member

Once you've entered the member details, click "Save."

That's it! You now have a family membership, and both members will be counted.

Thank you!



The image shows a web form for saving member details. At the top, there is a light red horizontal bar. Below it, the form fields are arranged vertically:

- First name: [blurred text]
- Last name: [blurred text]
- Email: [blurred text]
- Phone: [blurred text]
- Business: [empty text box]
- * Address: [empty text box with a yellow circle around the cursor icon]
- * City: [empty text box]
- * State: [empty text box]
- * Zip Code: [empty text box]

At the bottom of the form, there are two red buttons: "Cancel" on the left and "Save" on the right.

THANK YOU FOR YOUR SUPPORT!